

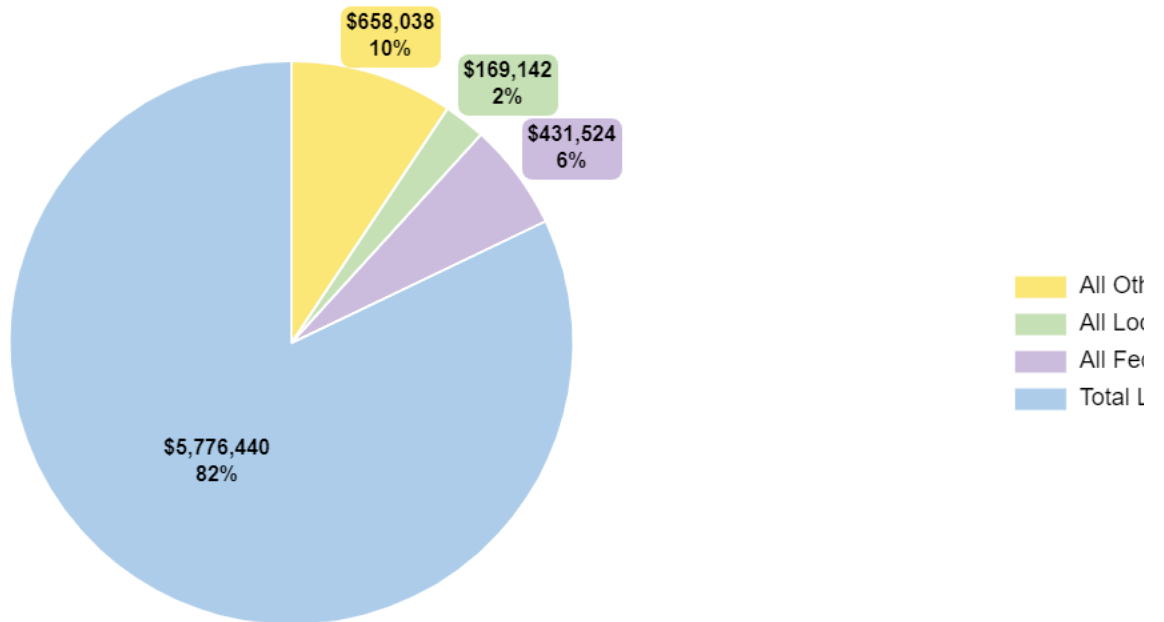
LCFF Budget Overview for Parents

Local Educational Agency (LEA) Name: Richmond College Preparatory
 CDS Code: 07617960110973
 School Year: 2021-22
 LEA Contact Information: Peppina Liano |
 tagore3997@yahoo.com | (510)235-2066

School districts receive funding from different sources: state funds under the Local Control Funding Formula (LCFF), other state funds, local funds, and federal funds. LCFF funds include a base level of funding for all LEAs and extra funding - called "supplemental and concentration" grants - to LEAs based on the enrollment of high needs students (foster youth, English learners, and low-income students).

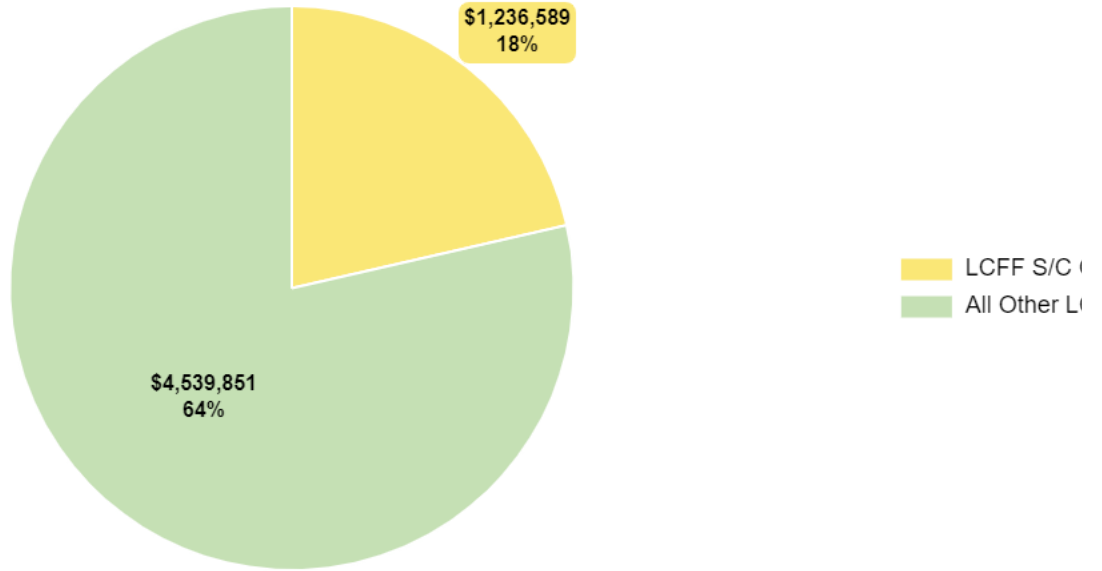
Budget Overview for the 2021-22 LCAP Year

Projected Revenue by Fund Source



Source	Funds	Percentage
All Other State Funds	\$658,038	10%
All Local Funds	\$169,142	2%
All Federal Funds	\$431,524	6%
Total LCFF Funds	\$5,776,440	82%

Breakdown of Total LCFF Funds



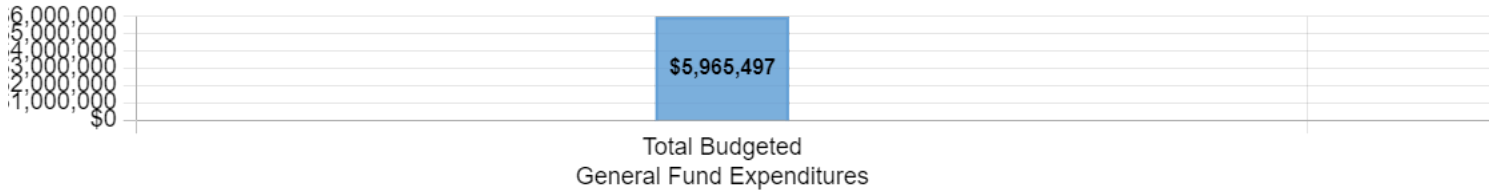
Source	Funds	Percentage
LCFF S/C Grants	\$1,236,589	18%
All Other LCFF Funds	\$4,539,851	64%

These charts show the total general purpose revenue Richmond College Preparatory expects to receive in the coming year from all sources.

The total revenue projected for Richmond College Preparatory is \$7,035,144, of which \$5,776,440 is Local Control Funding Formula (LCFF), \$658,038 is other state funds, \$169,142 is local funds, and \$431,524 is federal funds. Of the \$5,776,440 in LCFF Funds, \$1,236,589 is generated based on the enrollment of high needs students (foster youth, English learner, and low-income students).

The LCFF gives school districts more flexibility in deciding how to use state funds. In exchange, school districts must work with parents, educators, students, and the community to develop a Local Control and Accountability Plan (LCAP) that shows how they will use these funds to serve students.

Budgeted Expenditures in the LCAP



This chart provides a quick summary of how much Richmond College Preparatory plans to spend for 2021-22. It shows how much of the total is tied to planned actions and services in the LCAP.

Richmond College Preparatory plans to spend \$5,965,497 for the 2021-22 school year. Of that amount, \$2,241,944 is tied to actions/services in the LCAP and \$3,723,553 is not included in the LCAP.

The budgeted expenditures that are not included in the LCAP will be used for the following:


The school spends its unrestricted general funds on instruction and general operational and facilities costs.

Increase or Improved Services for High Needs Students in the LCAP for the 2021-22 School Year

In 2021-22, Richmond College Preparatory is projecting it will receive \$1,236,589 based on the enrollment of foster youth, English learner, and low-income students. Richmond College Preparatory must describe how it intends to increase or improve services for high needs students in the LCAP. Richmond College Preparatory plans to spend \$2,167,048 towards meeting this requirement, as described in the LCAP.

Update on Increased or Improved Services for High Needs Students in 2020-21

Prior Year Expenditures: Increased or Improved Services for High Needs Students



This chart compares what Richmond College Preparatory budgeted last year in the Learning Continuity Plan for actions and services that contribute to increasing or improving services for high needs students with what Richmond College Preparatory estimates it has spent on actions and services that contribute to increasing or improving services for high needs students in the current year.

In 2020-21, Richmond College Preparatory's Learning Continuity Plan budgeted \$1,091,391 for planned actions to increase or improve services for high needs students. Richmond College Preparatory actually spent \$1,091,391 for actions to increase or improve services for high needs students in 2020-21.